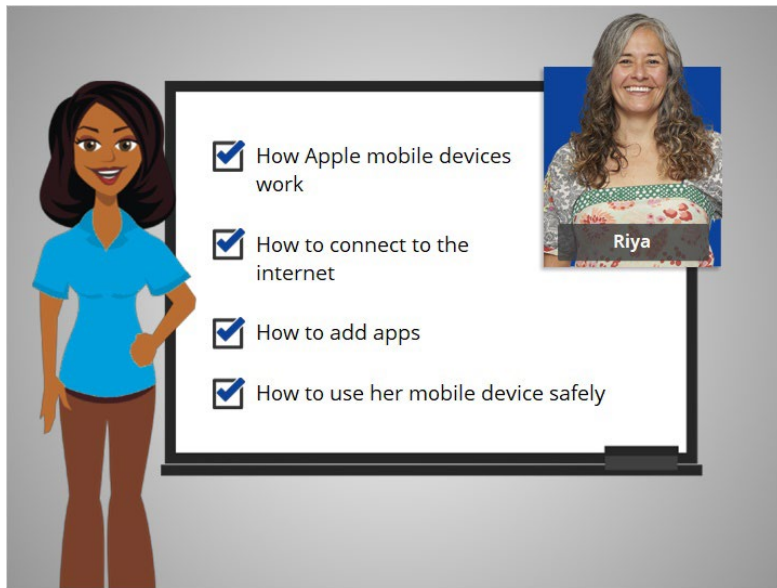


Using a Mobile Device (iOS)


Getting to Know Your Mobile Device



Hi, I'm Belle. I'm here to help you get started with your mobile device, such as a smartphone or tablet.




In today's lesson, we will follow along with Riya as she learns how Apple mobile devices work, how to connect her devices to the internet, how to add apps to her devices, and how to use her mobile device safely. In today's example Riya is using an Apple iPhone, which runs on the iPhone Operating System, or "iOS."



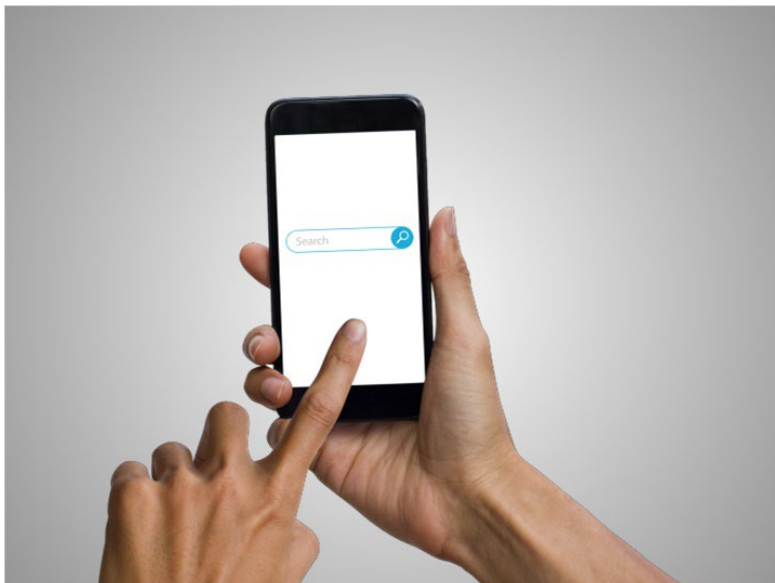
Today's mobile devices can do many of the same things that a traditional computer can do. You can search the internet, access email messages, watch videos, play games, take pictures, listen to music, get directions and connect with friends and family.



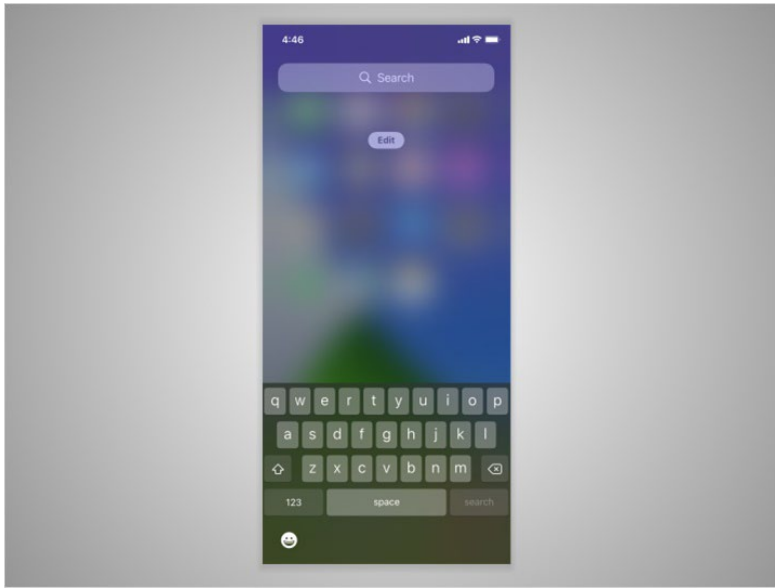
A smartphone is a mobile telephone that has both cellular and internet access. Smartphones allow you to make and receive phone calls and text messages. Because they are connected to the internet, they also have the capability to share photos, play videos or games, check and send e-mail, and browse the web.



A tablet is a portable computer that uses a touchscreen. Most tablets are smaller and weigh less than a computer laptop but are usually bigger and weigh slightly more than a smartphone. Tablets connect to the Internet through a Wi-Fi or cellular connection. Please note if you want your tablet to connect to a cellular network, the tablet must have a SIM card, and you will need to subscribe to a cellular data plan.



Smartphones and tablet devices are similar in how they look and work. Instead of using a keyboard and mouse, the main way you control them is by touching the screen. When you want to open an application, you touch it with your finger.



A keyboard appears on the screen when you need to type something. There are also a few buttons around the edge of the phone that perform specific functions.



Every tablet or phone comes with an operating system.

Riya's iPhone is running the iOS operating system which is one of the most popular mobile operating systems for smartphones and tablets. iOS is developed by Apple and runs on devices designed by Apple.



First, Riya wants to learn about the port and buttons on her iPhone. They will vary depending on the specific model you are using. Riya's phone has a power button, two buttons to adjust the volume, and a ring/silent switch.



The charging port is where she plugs in her power cord. If you have a newer iPhone like Riya's, it can also be charged wirelessly.



The port that Riya uses to charge her iPhone is also the same port she uses to connect her wired headphones to her iPhone.



Riya's iPhone also includes a SIM card that is needed so she can make phone calls using her a cellular network.



In this lesson, Riya was introduced to her mobile device. In the next lesson, she'll learn how to navigate it.